


The Fastest  
Way to Install  
Coaxial Cables



# COAXIAL CLIP™



- For CCTV, AV and Satellite TV installations
- For indoor and outdoor use
- Corrosion Resistant - UV Stable



## COAXIAL CLIP™

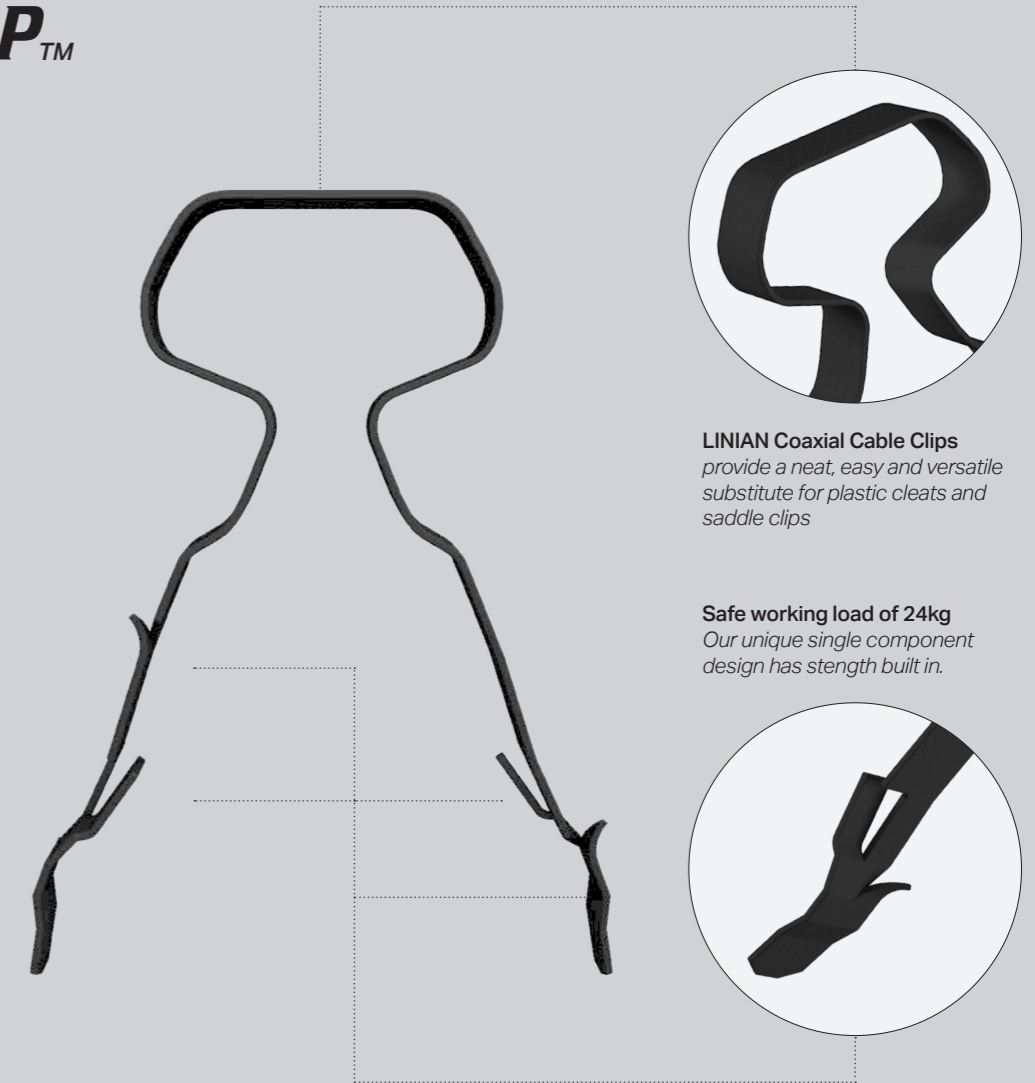
**To suit** RG59 Coaxial  
'Shotgun' Cabling

**Quick instalation** for  
CCTV, AV and Satellite  
TV installations

**18th Edition** and  
Fire-Rate Cable Fixings.  
Safe and Compliant

**90 & 120 minute fire  
resistant**, meeting BSi  
and DIN classifications

**Corrosion resistant**  
and UV stable, suitable for  
indoor and outdoor use.



**LINIAN Coaxial Cable Clips**  
provide a neat, easy and versatile  
substitute for plastic cleats and  
saddle clips

**Safe working load of 24kg**  
Our unique single component  
design has strength built in.

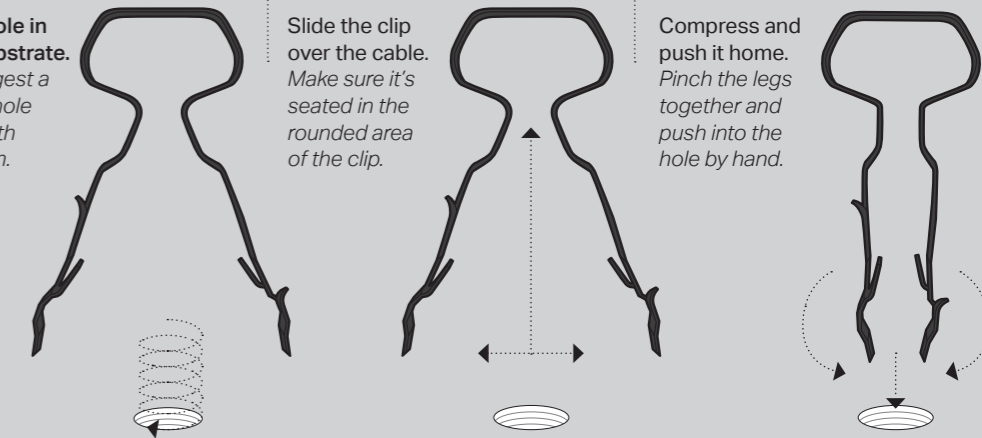
### FAST AND EASY TO INSTALL

**No need for plugs,  
screws and washers**  
- just drill your hole,  
slide our clip over  
the cable, and push  
it into the wall.

**Drill a hole in  
your substrate.**  
We suggest a  
Ø6mm hole  
at a depth  
of 30mm.

**Slide the clip  
over the cable.**  
Make sure it's  
seated in the  
rounded area  
of the clip.

**Compress and  
push it home.**  
Pinch the legs  
together and  
push into the  
hole by hand.



### THE INDUSTRY STANDARD

**Fast becoming the  
industry standard**  
- Coaxial Clip™ meets  
all current industry  
regulations, and  
surpasses a few too.

**British Standards:**  
- BS7671: Amendment 3  
- BS7671: 18th Edition 2018  
- BSEN50200 PH120  
- BS8519: 2010

**European Standards:**  
- DIN 4102-12 E90

**6mm — 13mm**  
RG59 B/U Coaxial +  
2 Power wires  
Shotgun Cable.

**Versatile**  
Can hold cable from Ø6mm upto  
Ø13mm. Available in Black and white.

