

LINIAN



Innovation to make your business:

FASTER. SAFER. SIMPLER.



SUPERCLIP™ FIRECLIP™ T&E CLIP™

18TH EDITION COMPLIANT

WWW.LINIANCLIP.CO.UK





Next generation
safety, efficiency
& value.



LINIAN'S range of clips make for essential
time saving and compliant cable installs
for any job, anywhere!



Paul Meenan
CEO and Founder #E5 Group



WWW.LINIANCLIP.CO.UK

Leading the way in Innovation...

LINIAN is a proud family business established in 2006, based in Scotland – a country renowned for its extraordinary heritage in innovation and invention the world over.

Innovation resonates within the core of everything we do and Team LINIAN is committed to creating the highest quality products, suitable for a variety of cables for installation into all substrates.

Our products

LINIAN invent, manufacture and continue to develop a range of fire rated cable clips including the FireClip, SuperClip and T&E Clip. An evolution of a vital building component, these products are designed to make cable installations **faster**, **safer** and **simpler**.

Our products have all been designed to make compliance with the 18th Edition Wiring Regulations, introduced in January 2019, as simple as possible.



FIRECLIPTM

For soft skin,
flex and round cables



SUPERCLIPTM

For conduit, armoured
and grouped cables



T&E CLIPTM

For flat twin and cpc
cabling (twin and earth)

What makes LINIAN different?

Every LINIAN product is a unique single component, patented design which eliminates the need for plugs, screws and washers.

As well as being fully compliant with the IET BS7671 18th Edition Wiring Regulations, our products have been independently tested to meet the fire regulations in the EU and the UK.

Owing to a SIMPLE three step installation process, they are three times faster to install than traditional methods.

Our rigorous testing process ensures the safest products on the market.

Our products have been fire tested to 120 mins under the British Standard and 90 mins under the European Standard. We have also carried out testing for smoke emissions to London Underground Standards and our products carry a 500 Hour Salt Spray.



A few quick facts about our Clips...



Who is Team LINIAN?


Family is at the heart of our business and business is ingrained in the heart of our family through generations.

LINIAN was established in 2006 by current directors Wes and Jean Arbuckle. The business is named after their two children, Lynne and Ian, who joined the business in August 2015 with a clear and redefined vision on how best to drive the business forward.



Ian Arbuckle MIET
Managing Director
ian@linianclip.co.uk

As an Electrical Design Engineer with over a decade of experience, Ian is a Member of the IET, with in-depth knowledge of technical standards including BSI British Standards, European Standards and Building Regulations. Ian is the person to speak to if you require any technical information about LINIAN's products.



Lynne Jhangeer
Sales & Export Director
lynne@linianclip.co.uk

With a solid background in sales and account management, Lynne has over 15 years' experience in construction and manufacturing. Should you wish to become a distributor or stockist of LINIAN's products, Lynne is the person to speak to.

Simple steps to help you find the right LINIAN product

1

All LINIAN Clips have been given an equivalent CC size to assist you in selecting the correct product for your needs. Please note that cleat sizes are intended to be indicative and may vary according to different manufacturers tolerances.

2

Identify your cable type, colour, conductor size and number of internal cores (be sure to take account of the insulation type i.e. standard/enhanced or PVC/LSF etc.)

3

Use the cable manufacturers data sheet or website information to obtain the "Overall Diameter" or "Nominal O.D." of the specific cable type.

4

Once you know your cables overall diameter, refer to size charts within this catalogue or our website, where you can view the product technical data sheets. Here you will see the LINIAN Part Numbers. Understanding our part numbers will allow you to size LINIAN Clips to suit your cable or conduit.

PART NUMBERS EXPLAINED:

Below is the LINIAN Part Number for our Single Red 6-8mm FireClip

1 LC R 608

Red text is for LINIAN Internal use only

Blue text describes which range of products (**LC**) for FireClips (**LS**) for SuperClips (**LTE**) for T&E Clips

Orange Text describes the colour of the clips (**R**) for Red (**W**) for White (**B**) for Black (**G**) for Grey

Green Text describes the cable O.D. range supported by the product:

FIRECLIPS

(608) = 6mm-8mm

(911) = 9mm-11mm

(682) = 6mm - 8mm (x2 cables)

(9112) = 9mm - 11mm (x2 cables)

SUPERCLIPS

(1214) = 12mm - 14mm

(1517) = 15mm - 17mm

(1820) = 18mm - 20mm

(2022) = 20mm - 22mm

(2325) = 23mm-25mm

T&E CLIPS

For T&E Clips the numbers in the LINIAN Part Number correspond with the CONDUCTOR size of the twin and earth cable i.e.

1LTEG001.5 = Suitable for GREY 1.5mm 2c Twin and CPC cabling

The importance of the 18th Edition Wiring Regulations

In January 2019, the Institution of Engineering and Technology (IET) and the British Standards Institution (BSI) made a significant change to the existing wiring regulations which means ALL cable supports must be fire-resistant throughout the installation.

In short, this means any type of cable support used throughout the installation must be fire-resistant, including ELV, AV and Alarm Cabling. This includes Trunking and Conduit carrying any electrical wiring plus Plastic Conduit.

Guidelines are clear that the responsibility for the safety of cable support ultimately rests with the installer. It's the installer's responsibility to keep up to date with regulations and ensure compliance. This is where LINIAN can help! We can offer a range of fire rated cable clips to suit approximately 90% of installations.



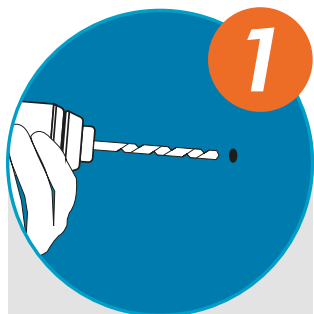
“

I'm a huge fan of LINIAN's range of clips! They're so easy to use - simply drill the hole, wrap over the cable and push into the hole - it's that easy! We ran a test recently where we were able to install 300m of FP200 cable compared to just over 100m of the same cable using the traditional method (using PClips).

”

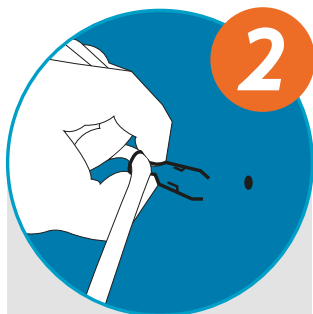
Billy Boyd, Operations Manager, Fire & Security Systems

How to install with our clips



1 Drill your hole

Your pack of clips will carry instructions on the recommended diameter of drill bit required for your chosen clip.



2 Slide the clip over the cable

When sliding the clip over the cable, ensure that it is seated into the rounded area.



3 Compress the Clip & insert into the hole

The clips can be easily compressed by hand. Squeeze the clip legs and simply insert it into the hole.

4

Removing our clips:

As our clips are engineered to resist being pulled out, you will require to use a pair of pincers to lever the clip from its hole.

TESTING AND COMPLIANCE

MELTING POINT



SALT SPRAY TEST

500 hrs

FIRE TIME



SMOKE EMISSION



FIRE TIME



18TH EDITION



FIRECLIP™

Our FireClips are designed specifically for soft skin, flex and round cabling. They are suitable for all substrates.



LINIAN FireClip Size Chart

PART NUMBER	PART DESCRIPTION	SUITABLE FOR	OVERALL DIAMETER	CC EQUIVALENT
1LCR608	LINIAN FireClip Single (RED)	Round Cable	6mm - 8mm	CC4
1LCR911	LINIAN FireClip Single (RED)	Round Cable	9mm - 11mm	CC5
1LCR682	LINIAN FireClip Double (RED)	Round Cable X2	6mm - 8mm (X2 Side by Side)	CC4 (X2)
1LCR9112	LINIAN FireClip Double (RED)	Round Cable X2	9mm - 11mm (X2 Side by Side)	CC5 (X2)
1LCW608	LINIAN FireClip Single (WHITE)	Round Cable	6mm - 8mm	CC4
1LCW911	LINIAN FireClip Single (WHITE)	Round Cable	9mm - 11mm	CC5
1LCW682	LINIAN FireClip Double (WHITE)	Round Cable X2	6mm - 8mm (X2 Side by Side)	CC4 (X2)
1LCW9112	LINIAN FireClip Double (WHITE)	Round Cable X2	9mm - 11mm (X2 Side by Side)	CC5 (X2)
1LCB608	LINIAN FireClip Single (BLACK)	Round Cable	6mm - 8mm	CC4
1LCB911	LINIAN FireClip Single (BLACK)	Round Cable	9mm - 11mm	CC5
1LCB682	LINIAN FireClip Double (BLACK)	Round Cable X2	6mm - 8mm (X2 Side by Side)	CC4 (X2)
1LCB9112	LINIAN FireClip Double (BLACK)	Round Cable X2	9mm - 11mm (X2 Side by Side)	CC5 (X2)

Recommended Spacing: 300mm
Hole Diameter: 6mm* Hole Depth: 30mm

SUPERCLIP™

Our SuperClips are designed specifically for conduit, armoured and grouped cables. They are suitable for all substrates.

LINIAN SuperClip Size Chart

PART NUMBER	PART DESCRIPTION	SUITABLE FOR	OVERALL DIAMETER	CC EQUIVALENT
1LSB1214	12-14mm LINIAN SuperClip (BLACK)	Heavy Round Cable/ Bunched Cables	Max. 14mm	CC6
1LSB1518	15-18mm LINIAN SuperClip (BLACK)	Heavy Round Cable/ Bunched Cables	Max. 18mm	CC7
1LSB1820	18-20mm LINIAN SuperClip (BLACK)	Heavy Round Cable/ Bunched Cables	Max. 20mm	CC8
1LSB2022	20-22mm LINIAN SuperClip (BLACK)	Heavy Round Cable/ Bunched Cables/Conduit	Max. 22mm	CC9
1LSB2325	23-25mm LINIAN SuperClip (BLACK)	Heavy Round Cable/ Bunched Cables/Conduit	Max. 25mm	CC10
1LSW1214	12-14mm LINIAN SuperClip (WHITE)	Heavy Round Cable/ Bunched Cables	Max. 14mm	CC6
1LSW1518	15-18mm LINIAN SuperClip (WHITE)	Heavy Round Cable/ Bunched Cables	Max. 18mm	CC7
1LSW1820	18-20mm LINIAN SuperClip (WHITE)	Heavy Round Cable/ Bunched Cables	Max. 20mm	CC8
1LSW2022	20-22mm LINIAN SuperClip (WHITE)	Heavy Round Cable/ Bunched Cables/Conduit	Max. 22mm	CC9
2LSW2325	23-25mm LINIAN SuperClip (WHITE)	Heavy Round Cable/ Bunched Cables/Conduit	Max. 25mm	CC10
1LSR1214	12-14mm LINIAN SuperClip (RED)	Heavy Round Cable/ Bunched Cables	Max. 14mm	CC6
1LSR1518	15-18mm LINIAN SuperClip (RED)	Heavy Round Cable/ Bunched Cables	Max. 18mm	CC7
1LSR1820	18-20mm LINIAN SuperClip (RED)	Heavy Round Cable/ Bunched Cables	Max. 20mm	CC8
1LSR2022	20-22mm LINIAN SuperClip (RED)	Heavy Round Cable/ Bunched Cables/Conduit	Max. 22mm	CC9
2LSR2325	23-25mm LINIAN SuperClip (RED)	Heavy Round Cable/ Bunched Cables/Conduit	Max. 25mm	CC10

Recommended Spacing: 300mm
Hole Diameter: 10mm* **Hole Depth: 40mm**

*Varies for best fixing according to substrate

T. +44 (0) 141 465 4858 E. info@linianclip.co.uk

T&E CLIP™

Our T&E Clips are designed specifically for flat twin and cpc cabling (twin and earth) and are suitable for all substrates.



LINIAN T&E Clip Size Chart

PART NUMBER	PART DESCRIPTION	SUITABLE FOR	OVERALL DIAMETER
1LTEG001	1mm LINIAN Twin & Earth Clip (GREY)	Flat Cable	7mm x 4mm
1LTEG001.5	1.5mm LINIAN Twin & Earth Clip (GREY)	Flat Cable	9mm x 5mm
1LTEG002.5	2.5mm LINIAN Twin & Earth Clip (GREY)	Flat Cable	10mm x 5mm
1LTEG004	4mm LINIAN Twin & Earth Clip (GREY)	Flat Cable	13mm x 6mm
1LTEG006	6mm LINIAN Twin & Earth Clip (GREY)	Flat Cable	14mm x 7mm
1LTEG010	10mm LINIAN Twin & Earth Clip (GREY)	Flat Cable	18mm x 9mm
1LTEW001	1mm LINIAN Twin & Earth Clip (WHITE)	Flat Cable	7mm x 4mm
1LTEW001.5	1.5mm LINIAN Twin & Earth Clip (WHITE)	Flat Cable	9mm x 5mm
1LTEW002.5	2.5mm LINIAN Twin & Earth Clip (WHITE)	Flat Cable	10mm x 5mm
1LTEW004	4mm LINIAN Twin & Earth Clip (WHITE)	Flat Cable	13mm x 6mm
1LTEW006	6mm LINIAN Twin & Earth Clip (WHITE)	Flat Cable	14mm x 7mm
1LTEW010	10mm LINIAN Twin & Earth Clip (WHITE)	Flat Cable	18mm x 9mm

Recommended Spacing: 300mm
Hole Diameter: 6mm* **Hole Depth: 30mm**

*Varies for best fixing according to substrate

WWW.LINIANCLIP.CO.UK

LINIAN

FASTER. SAFER. SIMPLER.

“ *When you are looking for products for a cable installation job, you want the best product and **LINIAN have the very best products on the market.** Nobody else comes close to LINIAN's quality.* ”

Matt Ketley, STS Distribution

ALL LINIAN PRODUCTS ARE

 **MADE IN
BRITAIN**

LINIAN are proud to display the Made in Britain marque. A symbol that connects like-minded UK businesses who are working towards a common goal – to provide the best products, **manufactured in the UK.**

By manufacturing all of our products in Britain, this allows us to pass on a variety of benefits to our valued customers. As well as supporting the local economy and helping sustain further UK manufacturing, other benefits include reduced lead times, the ability to turn around orders to service the fast paced demand of both the construction and electrical industries, all while helping maintain a low carbon footprint. Choosing UK manufacturing means that you are choosing the greener option for your company and for your customers.



34-38 Payne Street
Port Dundas Trading Estate
Glasgow G4 0LF, UK
Tel: +44 (0)141 465 4858
Email: info@linianclip.co.uk

Check out our website to discover the full range of LINIAN Clips, designed for all your needs



WWW.LINIANCLIP.CO.UK